

PRODUCT SPECIFICATIONS

RS847 | Self-propelled shower and toilet chair

Purpose
Shower and bathing assistance for people with mobility difficulties

Main features

Lightweight and versatile shower and toilet chair. Frame made entirely of aluminum with an epoxy paint finish. Padded PU seat, backrest, and armrests. Seat with a central opening for easier toilet use. Padded, foldable armrests. Removable, height-adjustable, and rotating footrests. Self-propelled version available.













Imagen producto



TECHNICAL SPECIFICATIONS

Max. Weight	136 Kg
Structure	Aluminum
Seat	Polyurethane

SIZE

												
RS847	101	40	96÷98	73÷75	50	40÷55	46	45÷48	51	17 kg	60	12

